

product description: The cross-over is used to connect cable trays that cross over on one level running through JUPITER cable trays or cable ladders of the same width.
 To fix the connection use the bolt NSM 6X10. To protect the cables, the bolt head is inside the cable tray.
 A bolt with a GMT surface finish is used for a tray with F surface finish.
 These items can also be ordered in a varnished version.


surface finish: S - Pre-Galvanized according to EN 10346, EN 10143, zinc-layer 15-27 µm
 F - Hot Dip Galvanized according to ČSN EN ISO 1461, zinc-layer 45 µm (min. 35 µm)































sales amount: 1 pc

meets the requirements: ČSN EN 61537:02

classification: ČSN 73 0895 P 90-R
 DIN 4102-12 E 90
 STN 92 0205 PS 90
 Fire classification depends on the specific conditions of the cable tray, detailed in the catalog Systems with maintained functionality in fire
 🔥 products are approved for standard constructions
 🔥 products are approved for non-standard constructions

storage: ČSN EN 60721-3-1



type number	for width of cable tray (mm)	for height of cable tray (mm)	B (mm)	thickness of metal sheet (mm)	weight (kg/pc)	amount of bolts for connection (pc)	
KR 35X50_S	50	35	453	0,8	1,07	16	
KR 35X50_F					1,24		
KR 35X75_S	75	35	478	0,8	1,22	16	
KR 35X75_F					1,41		
KR 35X100_S	100	35	503	0,8	1,37	16	
KR 35X100_F					1,59		
KR 35X150_S	150	35	553	0,8	1,70	16	
KR 35X150_F					1,97		
KR 35X200_S	200	35	603	1,0	2,39	20	
KR 35X200_F					2,78		
KR 35X300_S	300	35	703	1,0	3,44	20	
KR 35X300_F					3,99		
KR 35X400_S	400	35	803	1,0	4,65	24	
KR 35X400_F					5,39		
KR 35X500_S	500	35	903	1,0	5,99	24	
KR 35X500_F					6,95		
KR 35X600_S	600	35	1003	1,0	8,87	24	
KR 35X600_F					10,29		
KR 60X50_S	50	60	453	0,8	1,22	16	
KR 60X50_F				0,8	1,41		
KR 60X75_S	75	60	478	0,8	1,37	16	
KR 60X75_F				0,8	1,59		
KR 60X100_S	100	60	503	0,8	1,53	16	
KR 60X100_F				0,8	1,77		
KR 60X150_S	150	60	553	0,8	1,85	16	
KR 60X150_F				0,8	2,15		
KR 60X200_S	200	60	603	1,0	2,55	20	
KR 60X200_F				1,0	2,95		
KR 60X300_S	300	60	703	1,0	3,59	20	
KR 60X300_F				1,0	4,17		
KR 60X400_S	400	60	803	1,0	4,80	24	
KR 60X400_F				1,0	5,57		
KR 60X500_S	500	60	903	1,0	6,14	24	
KR 60X500_F				1,0	7,13		
KR 60X600_S	600	60	1003	1,2	9,02	24	
KR 60X600_F				1,2	10,47		
KR 85X100_S	100	85	503	0,8	1,99	32	
KR 85X100_F				0,8	2,30		
KR 85X150_S	150	85	553	0,8	2,31	32	
KR 85X150_F				0,8	2,68		
KR 85X200_S	200	85	603	1,0	3,01	36	
KR 85X200_F				1,0	3,49		
KR 85X300_S	300	85	703	1,0	4,05	36	
KR 85X300_F				1,0	4,70		
KR 85X400_S	400	85	803	1,0	5,26	40	
KR 85X400_F				1,0	6,10		
KR 85X500_S	500	85	903	1,0	6,60	40	
KR 85X500_F				1,0	7,66		
KR 85X600_S	600	85	1003	1,2	9,48	40	
KR 85X600_F				1,2	11,00		
KR 110X150_S	150	110	553	0,8	2,37	32	
KR 110X150_F				0,8	2,75		
KR 110X200_S	200	110	603	1,0	3,06	36	
KR 110X200_F				1,0	3,55		
KR 110X300_S	300	110	703	1,0	4,12	36	
KR 110X300_F				1,0	4,77		
KR 110X400_S	400	110	803	1,0	5,31	40	
KR 110X400_F				1,0	6,61		
KR 110X500_S	500	110	903	1,0	6,66	40	
KR 110X500_F				1,0	7,72		
KR 110X600_S	600	110	1003	1,2	9,54	40	
KR 110X600_F				1,2	11,06		